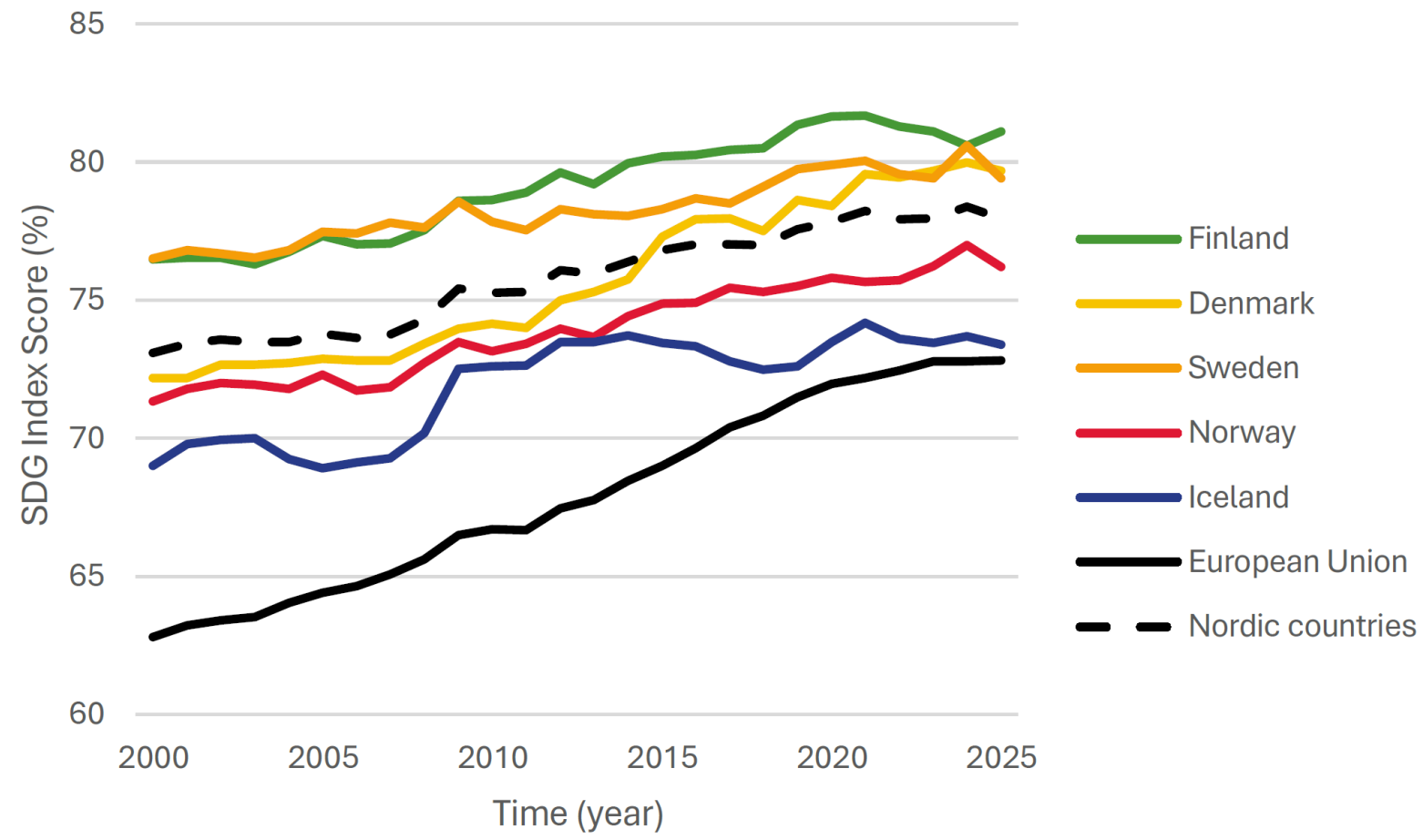


The Nordic Sustainable Development Report


These images are free to use with accreditation to SDSN Northern Europe.



SDG Index score
for the Nordic
countries has
levelled off
between 2021 and
2025



SDG dashboards and trends



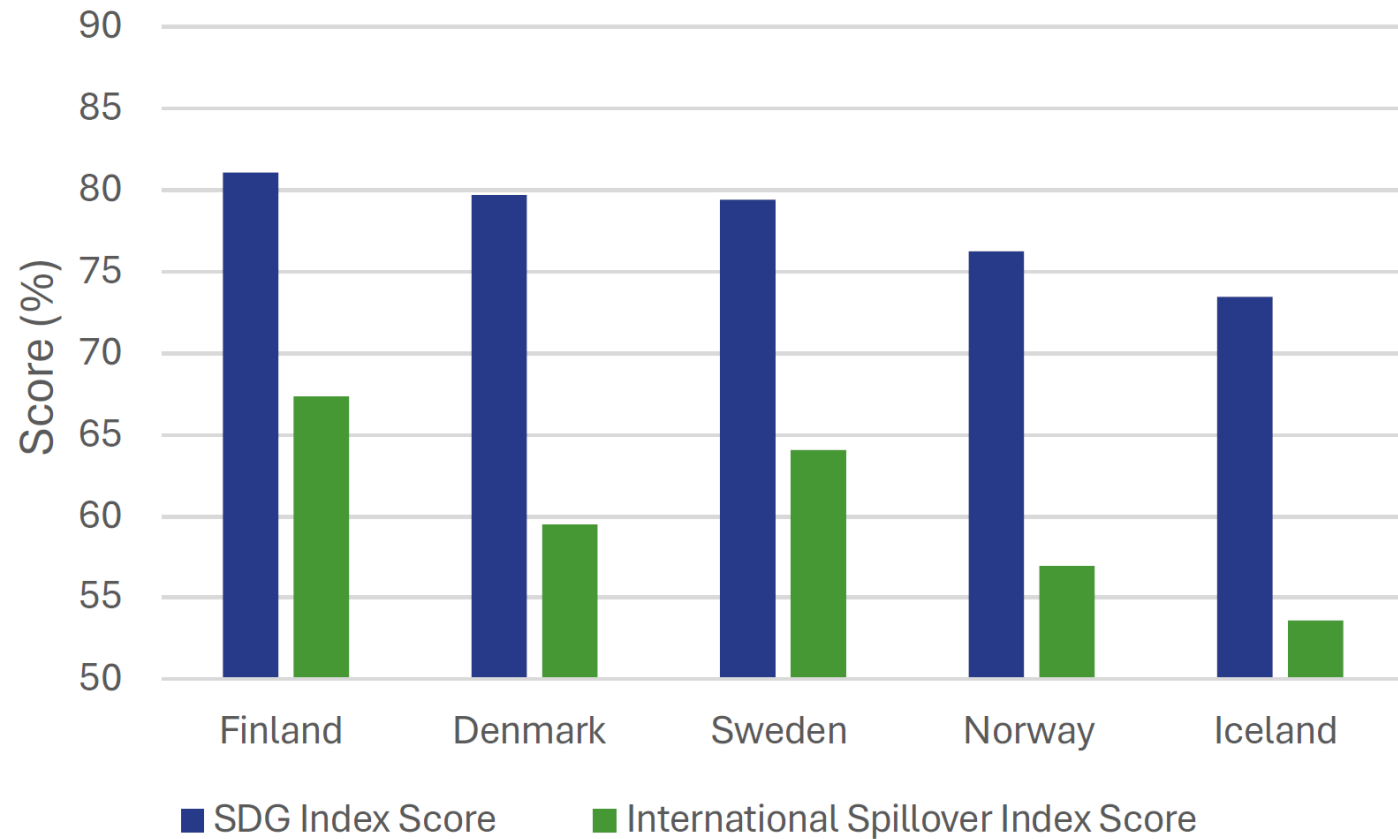
SDG indicators for which the Nordic countries score orange or red in the SDG Dashboard

	Finland	Denmark	Sweden	Norway	Iceland
SDG 2					
Prevalance of obesity	●	●	●	●	●
Yield gap closure	●			●	
Human Trophic Level	●	●	●	●	●
Exports of pesticides banned in the EU					●
SDG 4					
Early leavers from educatiuon and training					●
Underacheivers in mathematics			●	●	●
SDG 12					
Exports of plastic waste	●	●	●	●	●
Circular material use rate	●	●	●		
Production-based air pollution	●				
Production-based emissions of reactive nitrogen	●	●		●	●
Air pollution associated with imports	●	●	●	●	●
Imported emissions of reactive nitrogen	●	●	●	●	●
SDG 13					
CO ₂ emissions embodied in fossil fuel exports				●	
CO ₂ emissions from fossil fuel combustion and cement production	●	●	●	●	●
GHG emissions embodied in imports	●	●	●	●	●
SDG 14					
Mean area that is protected in marine sites important to biodiversity	●		●	●	●
Fish caught by bottom trawling or dredging		●		●	●
SDG 15					
Red List Index of species survival				●	●
Mean area that is protected in terrestrial sites important to biodiversity	●		●	●	●
Biological oxygen demand in rivers			●		
Imported deforestation	●	●	●	●	●
Mean area that is protected in freshwater sites important to biodiversity	●		●	●	●

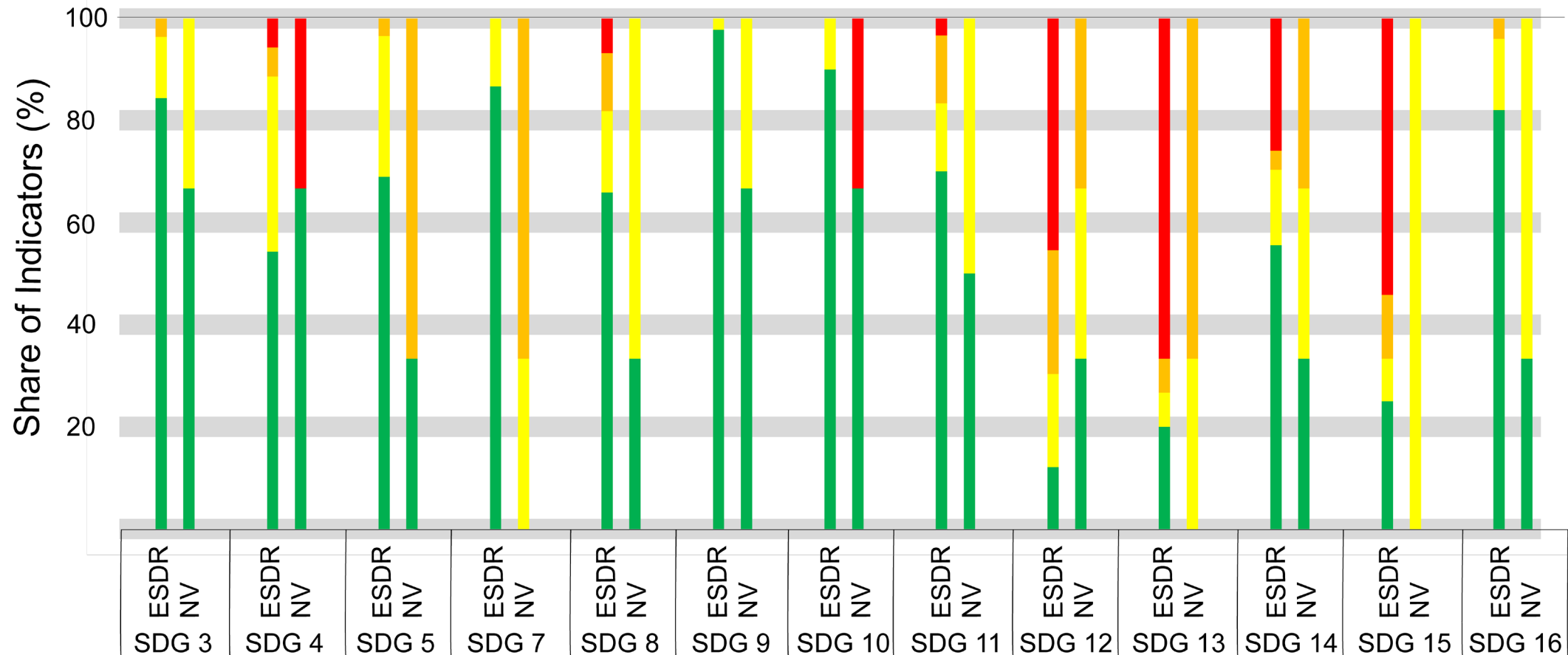
- Major challenges remain
- Significant challenges remain

International spillovers are actions in a country that generate effects in another country.

A big gap between the scores of the SDG Index and the spillover index.



SDG Index vs. Nordic Council of Ministers' Vision 2030





Martin Eriksson
Network Manager
martin.eriksson@wexus.se

unsdsn-ne.org
@SDSNNE

Let's get in touch!

